

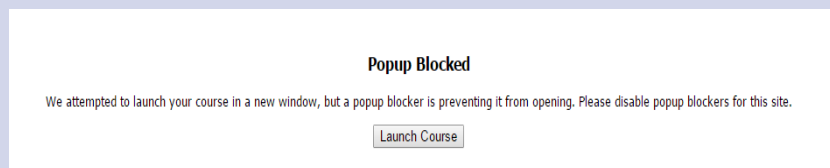
Ellucian On-Demand Subscription Library User Guide

Launching a Lesson in a Course

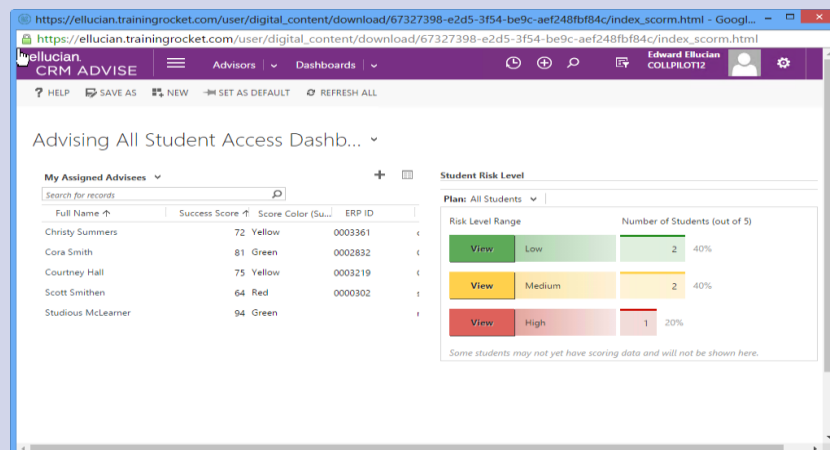
1. With your desired lesson selected, click the **Launch** button.



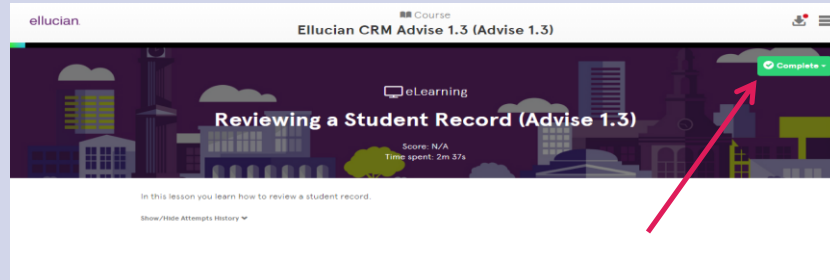
2. If you have pop-up blockers active in your browser, you will receive a message indicating this. Please disable the pop-up blocker for this site and retry.



3. The lesson will open in a pop-up window.



4. If you have already completed the lesson, then the Launch button will not appear. Instead, a **Complete** icon will appear at upper right.



5. If you would like to retake the lesson, click **Complete**, then select **Retake**.

